

Ridmii

A Revolutionary Sex Doll Brand

Ridmii Doll User Manual



Ridmii.com





- Ridmii, inspired by the phrase "Read Me" to signify deep understanding, takes pride in its Unique Design RIDMII Dolls series. These dolls are made of high-quality TPE and silicone materials, with some models boasting a movable jaw. All materials used by Ridmii are CE and FDA certified, ensuring user safety.

- The tedious work and complex interpersonal relationships may make you tired out, to make you get rid of the hectic life, we will always stand by your side, provide your a warm harbor to satisfy your inner needs and help you find emotional comfort, companionship, and a sense of healing.





We sold more than **50,000** dolls
to over **80** countries and areas

● **Advanced Ridmii Electric Functions (Paid Options)**



Unique app
controlled technology



Unique
AI interactive system



Slap-hip vibration
and moaning etc



Auto-blowjob



Vagina auto-sucking



Body heating



Breathing
& Touch moaning



Oral auto-sucking
& Heating



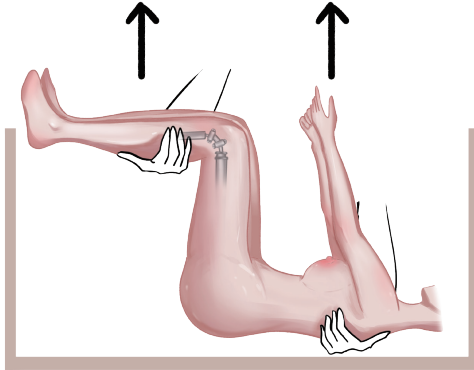
Hip and
waist movements

Ridmii

Contents

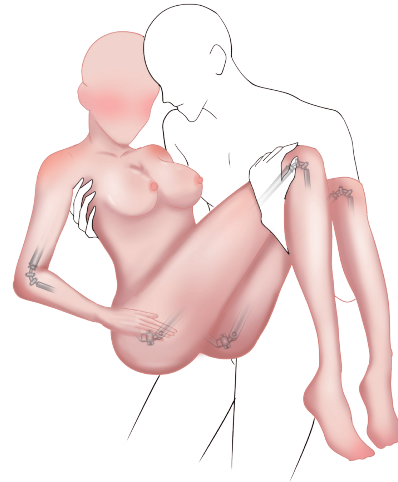
How to remove the doll from packaging safely after unboxing?	1	Vaginal cleaning	17
How to connect the head with body?	2	How to clean the doll ?	18
Warning	5	How to wash the synthetic wig?	19
Introduction of doll structure	6	How to maintain your doll?	20
How to change the pose of doll?	8	FAQs:	21
Vagina	12	How to customize a doll from photos?	22
Ridmii electric functions (Need to be customized)	13	Follow us to get more information	23

How to remove the doll from packaging safely after unboxing?



Step 1: Remove the protective foam and accompanying accessories from the packaging.

Step 2: Position the doll to match the reference image provided.



Step 3: Carefully lift the doll out using a bridal lift, with your arms passing around its back and behind its knees for gentle and secure support as shown in drawing.

How to connect the head with body?



M8 Connector



M16 Connector

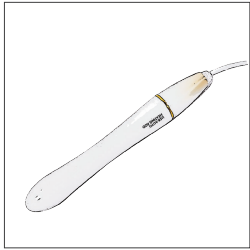


1. Tighten the screw to both ends(doll head and neck)



2. Insert directly without any rotation, Some models have a moveable metal base to prevent immediate contact with TPE and silicone materials, as TPE tends to release oil. No need to worry.






USB Heating Rod

Used to warm up the vagina and provide a more natural feeling. Only takes 15-20 minutes to warm the tunnel. Avoid heating the tunnel for more than 30 minutes.




Comb

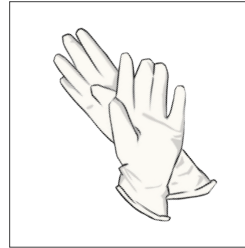
For combing the wig. It's best to use a spray water bottle. Lightly spray the wig and gently comb the hair.




Drying Stick



Vaginal Irrigator



A pair of gloves



One underwear

TPE Material and Replaceable Nail

To fix TPE body with slight scratch.

Warning

1. Avoid:

Keep the doll away from sharp objects, oils, solvents, and silicone-based lubricants, as these can damage the doll's skin. Use water-based lubricants ONLY. To protect the knee and elbows, please use pillows or soft supports to maintain a natural body shape when storing or displaying the doll.

2. Staining:

Dark-colored clothing may cause skin staining. Please wash the dark clothes before dressing the doll. In case of accidental staining, clean the affected area with soapy water until the color fades. Use a stain removal cream to eliminate the discoloration marks for severe stains.

3. Preservation:

It is advisable to have dolls wear light-colored bras to maintain the doll's breast shape. Hanging it or storing it flat in its original packaging is recommended. Please keep the doll in a cool, dry place.

4. High temperature and high altitude environment:

The doll's skin may swell if you are located in an area with high temperatures or at high altitudes. Please gently use a needle to puncture the skin to release the trapped air, Repeat this process several times until the swelling subsides.

5. Heating:

If you added heating function on TPE body, electricity will heat up the body to the set temperature, usually in about 20-30 minutes after plugging in the doll in, depending on the strength of the device. Be careful not to leave it plugged in for a long time as this can potentially cause overheating and material damage. For Silicone doll body, that is really good at insulating heat so it takes a little longer for the heat to spread outwards to the skin and body. On average, it could take around 2 hours to fully up your doll.

6. Fingers:

Don't move the fingers too much or too hard. If you move them too often and put too much power on them, the life span will be shortened to some degree. In addition, you can consider using a water-based lubricant during intimate time with hands to reduce friction and prevent wear and tear.

Introduction of doll structure



A

Skeleton material: stainless steel
Skeleton types: standard skeleton




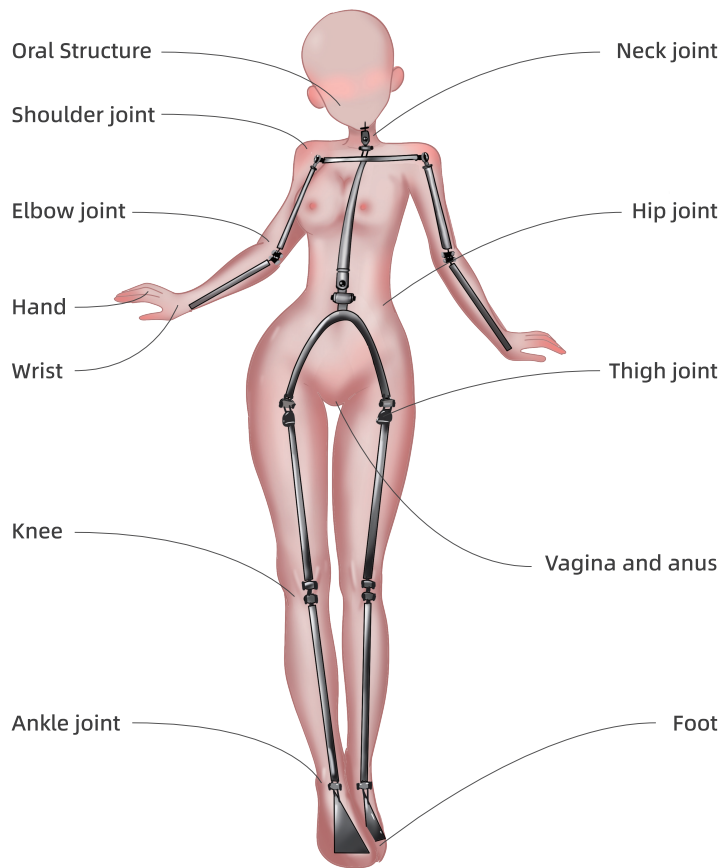
B

Skeleton material: stainless steel
Skeleton types: EVO skeleton (**customized option**)



EVO skeleton will be more flexible than standard one since it's with more joints on the shoulders and waist.



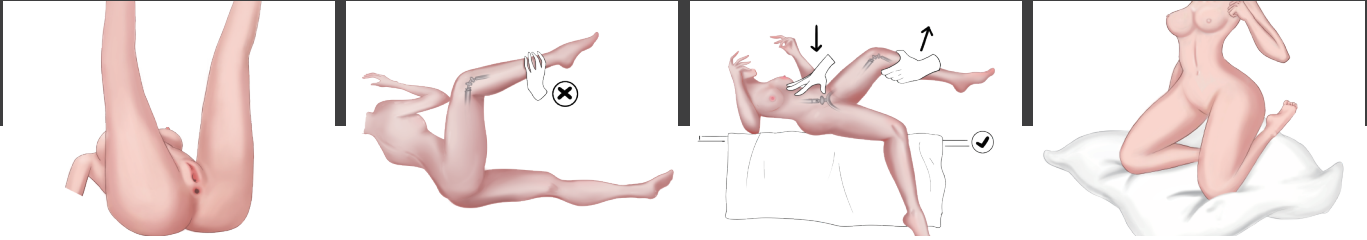


C

Our skeleton consists of over thirty flexible joints and has a strong weight-bearing capacity. Additionally, Ridmii dolls possess a wide range of articulation, enabling them to perform most actions achievable by human beings. In fact, they can even assume postures that may be impossible for humans. Feel free to use your imagination and skill to explore the various possibilities.




How to change the pose of doll?



The leg bend forward firstly when you want to operate or change doll pose.


When operate the doll, use one hand to stabilize the body while using the other to move the joints to change the pose you want.

Protect the knee and elbows with a soft pad. Use pillows or soft supports to maintain a natural body shape when storing or displaying the doll.



Neck

The neck can bend forward and backward, and to the left and right.




Shoulder

If your doll has a joint for shrugging the shoulder, allowing more upper-body positions.

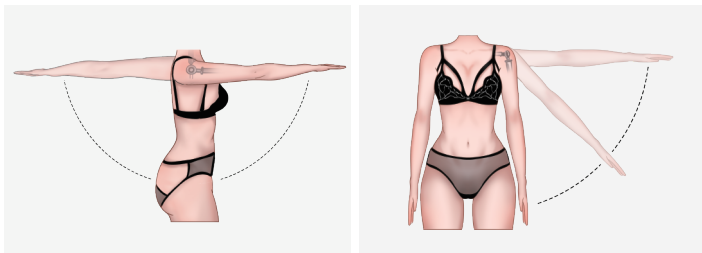
Waist

Waist can bend forward, backward, sideward, and rotation.




Arm

Flexion, extension, internal rotation, external rotation, and circumduction are available for arms.



Wrist & Finger

Flexion, extension, abduction, adduction, supination, and pronation are available for the wrist. If you choose articulated fingers, you can make the doll's hands pose more naturally. Please use them carefully and protect the fingertips.



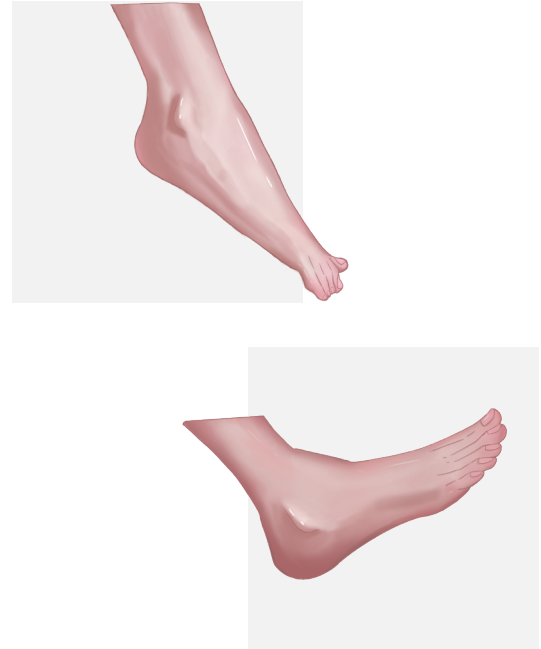
Leg

The leg can bend forward, backward, sideward, medial rotation, lateral rotation.



Ankle

Plantar flexion and dorsi flexion.



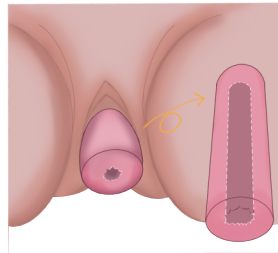
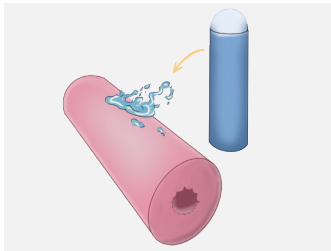
Vagina

1. Fixed vagina

The doll is equipped with one of two types of vagina, marked as a fixed vagina by default. The fixed vagina is not designed to be dismantled and can be used normally as intended.

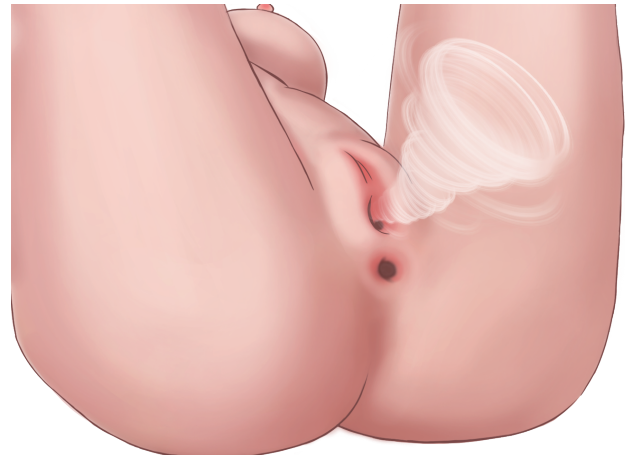
2. Removable vagina

The removable vagina, also known as a detachable vagina, is included with the doll upon purchase. Both the removable and fixed vagina types possess identical appearances and provide a comparable tactile experience. To clean the vagina, please spread the doll's legs, widen the pudendum opening, and remove the vagina. If you encounter any resistance while installing the movable vagina, apply a small amount of body lubricant to the exterior of the removable part can facilitate smooth insertion.

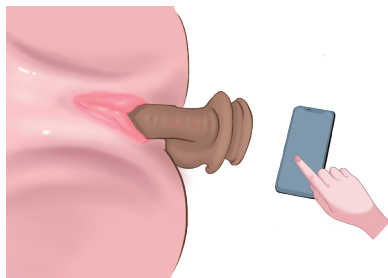


3. Vaginal Auto-Sucking (Customized Function)

The auto-sucking function uses a motorized mechanism inside the doll to create a suction-like sensation around the genital area of the user, which enhances the pleasure and intensity of the user's experience. A mechanism like a vacuum masturbation cup is installed on the outside of the vagina.



Ridmii electric functions (Need to be customized)



App-controlled vaginal auto-sucking, moaning and vibration of the doll(our exclusive technology), this app is unique to Ridmii dolls and is only available through us.

●
01



Oral auto-sucking function, similar in concept to the auto-sucking vagina, is driven by an engine equipped in the head of the doll, as we can see the plug hole on the head.

●
02



Oral heating function, which adds another layer of realism to the doll's capabilities. The warmth provides a comforting and realistic sensation, enhancing the overall experience of intimacy.

●
03



Breathing function, breathing simulation is created by an implanted device in the chest cavity during doll creation. The device makes the doll's chest to rise and fall, simulating breathing.

●
04



Auto-blowjob, we embeds automatic machine parts are embedded into sex dolls, so that sex dolls can perform oral sex on their own, enabling you to experience more direct and intense pleasure.

●
05



Electric hip, is an innovative feature with automatic components discreetly integrated into the buttocks region, enabling the doll to replicate lifelike movements and flexibility.

●
06



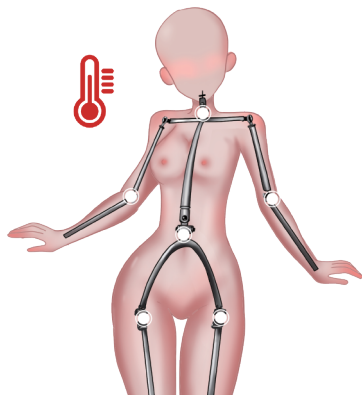
Touch-moaning, you'll experience the thrill of interacting with a doll that can speak or moan while engaging with you intimately. Upgrading your doll with a sex doll sound system is an excellent choice to enhance realism and enjoyment.

●
07




Slap moaning and hip vibration, this feature simulates the vibration of climax. Meanwhile, the doll can speak or moan (multilingual version) during intimate contact while patting her arm, back, hip, breast etc.

●
08



Body-heating, which increases intimacy and brings your doll to life with lifelike heat throughout her body. Make snuggle time even better.

●
09



<https://ridmii.com/pages/ridmii-doll-functions>



<https://ridmii.com/pages/advanced-ridmii-app-controlled-tech>

- If you don't know how to scan it, please download app "QR & BARCODE SCANNER" in Google store to scan.
- If you ask for further assistance, please feel free to contact us at service@ridmii.com

Vaginal cleaning

Intended for cleaning penetrable areas (mouth, vagina, and anus)

Follow these steps for effective cleaning:



Step 1: Fill the provided bottle with either clean water or a mild soapy solution.



Step 2: Gently insert the nozzle of the irrigator into the tunnel.



Step 3: Squeeze the bottle to release the water, effectively rinsing the tunnel's interior.



Step 4: Repeat this process several times until the tunnel is thoroughly cleansed.



For the final rinse, use clean water and then insert the drying stick.

How to clean The doll ?

⚠ Caution: AVOID the neck to touch water directly to lead to corrode the screw of connector of neck and body.



1. Take a small amount of body wash



2. Gently knead



3. Rinse with clean water



4. Dry any remaining moisture and keep it dry



5. Use protective powder to extend service life

How to wash the synthetic wig?



1



2



3



4



5



6

How to maintain your doll?



1.Regular Cleaning

We recommend cleaning the doll every 2-4 weeks. While it may seem necessary to clean the doll after each use, this may actually gradually degrade the materials, resulting in skin tears and other issues in the long run.



2.Regular Powdering

It is baby powder or cornstarch on the surface of the sex doll to reduce the oiliness and cleaning.



3.Clothing and Avoiding Stains

Both TPE and silicone sex dolls will readily absorb color from clothes. It is essential to wash the clothes, please ensure minimize the risk of staining is paramount. You must ensure that the clothes are dry. If there is any excess water or damp on the clothing, it will stain the dolls skin.



4.Storage

Please note to avoid the sunlight, too much sunlight will cause wear and tear to the TPE, causing the TPE to degrade faster than usual. The skin of your doll will easily collect dust stick to it. We recommend storing the doll in a storage bag or in the original product box as dust can be extremely difficult to remove.

FAQs:

Q How should pressure marks be addressed?

A Our dolls are made with anti-pressure skin material, which makes them less prone to pressure marks. However, if pressure marks do occur, releasing the pressure for a while will often allow the skin to recover naturally. In case the marks persist, applying a warm wet towel to the affected area for a period of time, repeating the process as necessary, can help alleviate the marks.

Q How can damaged skin be repaired?

A In the event of skin damage, please use our special repair glue for the doll's skin. Due to shipping restrictions imposed by airlines, the glue cannot be shipped with the doll. If you require the glue, please purchase it separately from us. For instances of extensive damage, please contact our customer service for assistance.

Q Can I return or exchange the doll?

A As our products are considered personal belongings, we do not accept returns. Rest assured that all our products undergo strict testing before being shipped out. If you encounter any quality issues, please contact our customer service within three days of receiving the goods for further assistance.

Q How to use Ridmii robot sex doll?

A We will consistently update the robot function instructions on this page. Please scan the QR code for more info.

How to customize a doll from photos?

1. Please provide HD (high definition) photos

You need to provide several high definition photos of the person you want to customize, which included the front, side, bevel of that person face and body. We will send the quotation and details to you and we will start this program after payment.

2. Please confirm the artwork

Our artists will create a clay or 3D model of sex doll based on the photos you provided. We may communicate with you during this process to ensure that the model accurately represents the desired features and characteristics.

3. Please confirm the mold of your sex doll

Once the clay or 3D model is completed, an image or video of the model will be provided to the customer for their review and confirmation. Please note that the clay or 3D model cannot be modified after confirmed, if you must adjust it, we need to charge extra cost. Subsequently, the 3D model will be utilized to create a mold for the final product.

4. Production

Once the mold is completed, the sex doll can be produced using the material of choice. It can be made of silicone or TPE (thermo-plastic elastomer), depending on the desired texture and feel of the sex doll you want.

5. Quality Control and Factory Photos

Dolls are thoroughly inspected to ensure they meet the client's specifications and are free of defects or problems. We will provide you with factory photos confirmation before shipping.


6. Shipping

Once the sex doll is completed, it is shipped to the customer in discreet packaging, typically without any identifying information on the packaging or shipping label.

Customize Your Doll


Ridmii provides fully customized services using the most advanced technology to make your dreams come true.





 Facebook
(Ridmii Doll)



Instagram
(@ridmiidoll)



 Twitter
(@RIDMIIDOLL)

 YouTube
(@RIDMIIDOLL)



Follow us to get more information

Email: service@ridmii.com

Email: kachel@ridmii.com(for business cooperation)

Hong Kong Grace Profit Technology Limited

Office Address: 5/F Hong Kong Trade CTR, 161-167 Des Voeux Rd Central, Hongkong, China

Factory Address: #103, No. 3-3, Chang'an Fengsheng Road, Chang'an Town, Dongguan City, Guangdong Province, China